



District Report Card: 2017


State: Himachal Pradesh	District: Hamirpur (h.p.)
Class: 3	Subject: Mathematics
Schools: 61	Students: 674


Participation/Coverage


Students

<div>GENDER</div> <div></div>	Boys		Girls	
	Number	%	Number	%
	336	49.85	338	50.15

<div>AREA</div> <div></div>	Rural		Urban	
	Number	%	Number	%
	617	91.54	57	8.46

<div>CATEGORY</div> <div></div>	SC		ST		OBC		GEN	
	Number	%	Number	%	Number	%	Number	%
	224	33.23	7	1.04	124	18.40	319	47.33

<div>CWSN</div> <div></div>	LD	VI	HI	S&LD	ID	Oth
	0	0	0	1	0	2

<div>Management</div> <div></div>	Government		Government-aided	
	Number	%	Number	%
	674	100.00	0	0.00

Average Performance of Students in Mathematics (%)

Overall	Gender		Area		Management		Social Group			
	Male	Female	Rural	Urban	Govt.	Aided	SC	ST	OBC	GEN
62.61	61.55	63.67	62.29	66.08	62.61	0.00	60.83	68.57	62.63	63.72

Performance on Learning Outcomes (LOs)

Learning Outcomes	Description	Average Performance(%)
M301	Reads and writes numbers up to 999 using place value	56.85
M302	Compares numbers up to 999 based on their place values	79.53
M303	Solves simple daily life problems using addition and subtraction of three digit numbers with and without regrouping	60.50
M304	Constructs and uses the multiplication facts (up till 10) in daily life situations	60.24
M305	Analyses and applies an appropriate number operation in the situation/ context	58.61
M306	Explains the meaning of division facts by equal grouping/sharing and finds it by repeated subtraction	61.72
M309	Identifies and makes 2D-shapes by paper folding, paper cutting on the dot grid, using straight lines etc.	77.41
M311	Fills a given region leaving no gaps using a tile of a given shape	57.43
M312	Estimates and measures length and distance using standard units like centimeters or meters & identifies relationships	34.14
M317	Reads the time correctly to the hour using a clock/watch	74.33
M318	Extends patterns in simple shapes and numbers	51.35
M319	Records data using tally marks, represents pictorially and draws conclusions	71.66

Range of Performance of Students who Answered Correctly							
Below 30%		30% - 50%		50% - 75%		Above 75%	
Number	%	Number	%	Number	%	Number	%
77	11.42	117	17.36	239	35.46	241	35.76

Lowest Performing Learning Outcomes (LOs)

- 1 - Estimates and measures length and distance using standard units like centimeters or meters & identifies relationships (34.14)
- 2 - Extends patterns in simple shapes and numbers (51.35)
- 3 - Reads and writes numbers up to 999 using place value (56.85)
- 4 - Fills a given region leaving no gaps using a tile of a given shape (57.43)
- 5 - Analyses and applies an appropriate number operation in the situation/ context (58.61)